

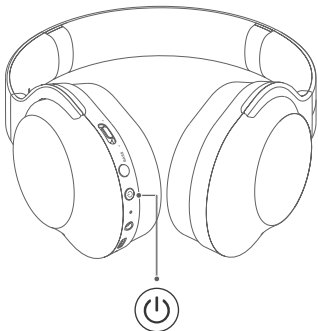
easy
mobile
GO EASY, GO MOBILE.



BRAVE Z10
WIRELESS HEADPHONE

USER MANUAL

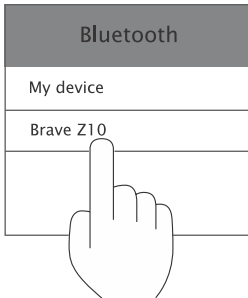
BLUETOOTH CONNECTION



On / Off button
and Multifunction

Step 1 Call

Press for 2 seconds until the red and blue flash alternately, enter the setting and connect Bluetooth on your smartphone.

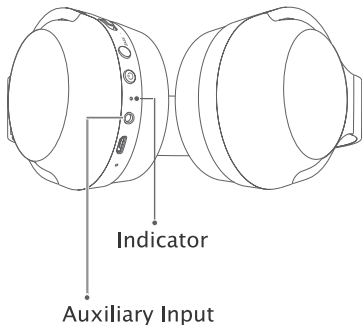


Step 2 Choose the device

Find the Brave Z10 from the Bluetooth name list on your smartphone.

Step 3 Bluetooth Connection

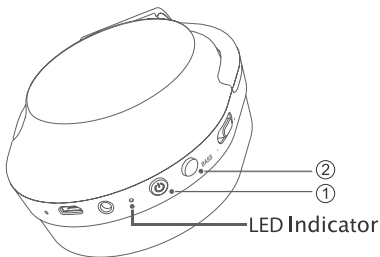
On the smartphone, it shows that the Brave Z10 is connected, indicator blinks, this means that the connection has been and you can start playing music.



Step 4 Connection to Auxiliary Input

When the device is connected and inserted with the cable, the device will be disconnected and disconnected.

Basic Operation

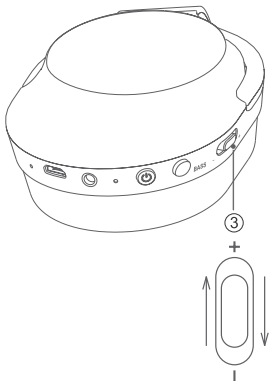


① Multifunction On / Off Button

- Ⓜ Press and hold to power on / off.
- Ⓜ Press briefly to pause / play.
- Ⓜ When one is receiving a call, press quickly to answer.
- Ⓜ During the conversation, quickly press to hang up.
- Ⓜ During the conversation, ready to hang up.

② Extra Bass Function:

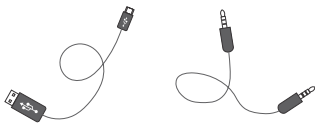
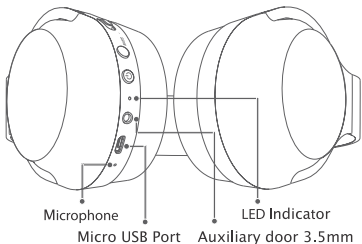
- Ⓜ Quickly press the Extra Bass.
- Ⓜ Press briefly again to turn off the Extra Bass.



③ Volume Button

- ③ Short movement to increase volume / push and hold for 3 seconds to go to the next song.
- ③ Short move down to lower the volume / push and hold for 3 seconds down to go back the music behind.
- ③ Push and hold up for 5 seconds to disconnect the Bluetooth (in connection mode).
- ③ Push and hold for 5 seconds down to go to the default setting (in the Bluetooth search mode).

DESCRIPTION OF DOORS



LED Charge Indicators:

- During charging, the red LED will be on.
- When charging is complete, the red LED it will go out.
- When the battery is low, the red LED will blink slowly.

SPECIFICATIONS OF PRODUCT

BRAVE Z10	
Model	BRAVE Z10
Battery capacity	500mAh
Talk Time	16~23h
Music Time	Bass ON: 12~15h
	Bass OFF: 18~21h
Charging Time	2~3h
Battery voltage	3.7V
Current loaddown	300mA
Dimensions	81 x 191 x 154mm
Weight	195g

PROBLEMS SOLUTION SIMPLE

When you encounter the problems below, see the ways to solve if problems can not be solved. resolved, please contact our support. Not try canning. Avoid electric shock.

1. What if there is no sound in the headset?

- (1) Make sure you're connected and then back on.
- (2) Check the status of the connection.

2. What if there is distortion when the volume is at its maximum.

- (1) Ensure that the headset is placed in the correct way and the battery charge is sufficient.
- (2) Make sure that the audio cable is not loose and verify that it is connected correctly.

SAFETY NOTICE

For security reasons
read and obey the warnings below.

Any sharp cutting edge, non-smooth surface, metal parts and packaging will cause damage and bleeding, please be careful during use.
Not edible please make sure you are outside reach of children.

Please do not modify, correct or disassemble this product. Improper handling may cause short circuit, damage or fire.

Please do not wipe the surface of your headphone with chemicals, detergents or liquids, only with dry and soft cloth. Inadequate volume adjustment (often adjusted) will affect the sound quality or will cause damage.

Try to avoid falling, shock or friction, do not use in inadequate (such as the laboratory, very hot or cold) may cause interference. If you notice any abnormal, stop using it immediately. There will be a risk of explosion if exposed to high temperatures and near fire.



 easym.com.br

 [/easymobile.br](https://www.facebook.com/easymobile.br)

 [@easy.mobile](https://www.instagram.com/easy.mobile)

Product support:
Email: support@easym.com.br